

Dong-Ah Geological Engineering Co., Ltd.

2021 1Q

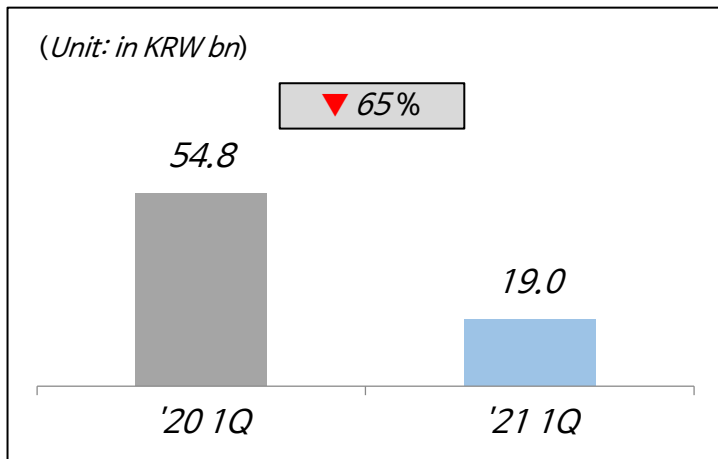




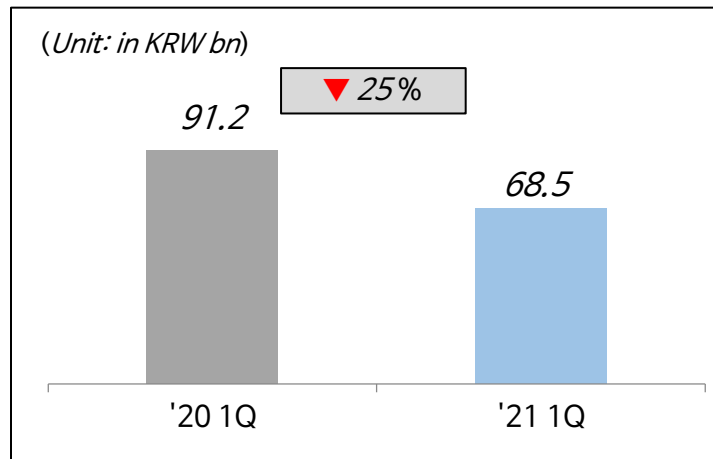
Contents

- 1 **2021 1Q RESULTS**
- 2 **NEW ORDERS & CONTRACTS BALANCE**
- 3 **FINANCIAL STATEMENTS**

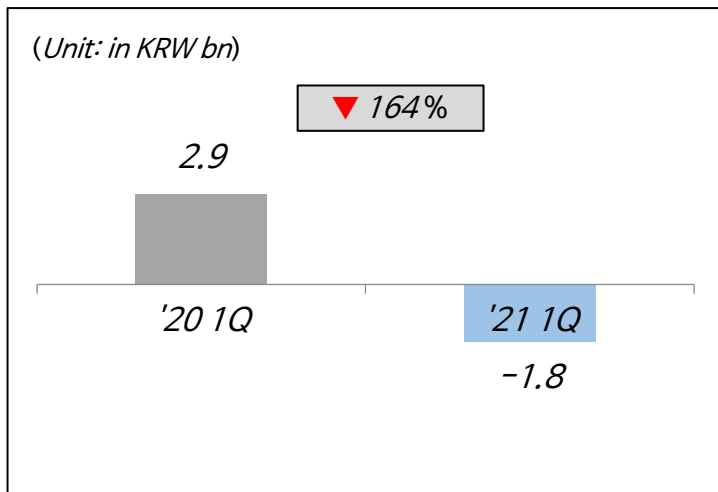
■ NEW ORDERS



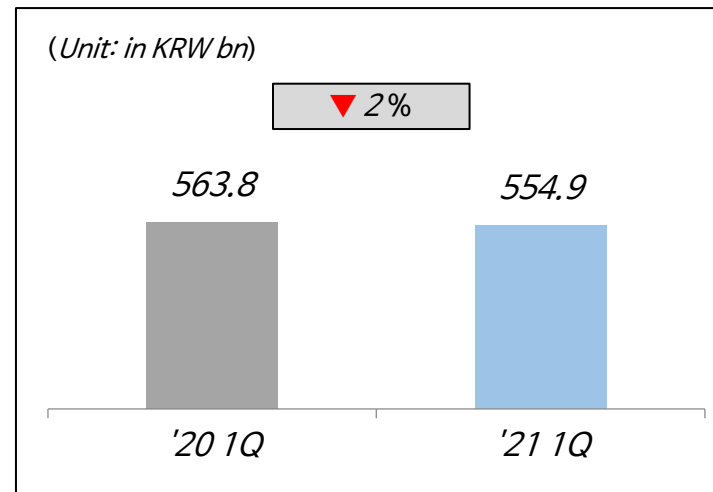
■ SALES



■ OPERATING PROFIT



■ CONTRACTS BALANCE



INVESTOR RELATIONS

NEW ORDERS & CONTRACTS BALANCE



NEW ORDERS

(Unit: in KRW bn)

DIVISION	2019	2020	2021 1Q
DOMESTIC	100	178	8
OVERSEAS	275	140	11
TOTAL	375	318	19

CONTRACTS BALANCE

(Unit: in KRW bn)

DIVISION	2019	2020	2021 1Q
DOMESTIC	296	316	294
OVERSEAS	329	288	261
TOTAL	625	604	555

DIVISION	2019	2020	2021 1Q
TBM	25	116	6
Ground Improvement	297	137	10
Others	53	65	3
TOTAL	375	318	19

DIVISION	2019	2020	2021 1Q
TBM	77	107	102
Ground Improvement	342	299	271
Others	206	198	182
TOTAL	625	604	555

(Unit: in KRW bn, except per share)

ACCOUNT	2019	2020	2021 1Q
TOTAL ASSETS	322	334	336
CURRENT ASSETS	218	243	246
NON-CURRENT ASSETS	104	91	90
TOTAL LIABILITIES	128	143	142
CURRENT LIABILITIES	127	136	134
NON-CURRENT LIABILITIES	1	7	8
TOTAL EQUITY	194	191	194
SHARE CAPITAL	5.7	5.7	5.7
DEBT RATIO	66 %	75%	73%
SALES	381	315	68
OPERATING PROFIT	22.9	3.2	(1.9)
NET INCOME	19.0	20.4	(1.5)
EARNINGS PER SHARE	₩ 1,686	₩ 181	₩ (136)



<http://www.dage.co.kr>

